



## PT INDOMOBIL SUKSES INTERNASIONAL Tbk

WISMA INDOMOBIL 6th Floor, Jl. MT. Haryono Kav. 8, Jakarta 13330  
Phone: 62-21 8564850, 8564860, 8564870 (hunting)  
Facsimile: 62-21 8564833  
Web site: <http://www.indomobil.com>

No. 106/IMSI/CS-051/II/17

27 Februari 2017

Kepada Yth.

- 1. Kepala Eksekutif Pengawas Pasar Modal  
Otoritas Jasa Keuangan**  
Gedung Sumitro Djohadikusumo  
Jl. Lapangan Banteng Timur No. 2-4  
Jakarta 10710
- 2. Direksi PT Bursa Efek Indonesia**  
Gedung Bursa Efek Indonesia, Tower I, lantai 6  
Jl. Jend. Sudirman Kav. 52-53  
Jakarta

Perihal : **Laporan Keuangan Tahunan ("LKT") Konsolidasian PT Indomobil Sukses Internasional Tbk ("Perseroan") dan Entitas Anak Tahun Buku 2016**

---

Dengan hormat,

Dalam rangka mengimplementasikan prinsip *Good Corporate Governance* khususnya yang terkait dengan prinsip *transparency* (keterbukaan) dan *fairness* (keadilan) bagi para pemegang saham publik, Direksi Perseroan memandang perlu untuk menyampaikan perihal sebagai berikut:

1. Sebagaimana diketahui, Gallant Venture Ltd memiliki mayoritas saham di Perseroan yang mewakili 71,49% saham ditempatkan dalam Perseroan.
2. Selaku perusahaan terbuka yang tercatat di *Singapore Stock Exchange* ("SGX"), dalam rangka memenuhi peraturan pencatatan di SGX, Gallant Venture Ltd perlu untuk melakukan konsolidasi LKT Perseroan ke dalam LKT Gallant Venture Ltd untuk dilaporkan kepada SGX.
3. Sehubungan dengan hal tersebut diatas, pada hari ini kami telah menyampaikan LKT Perseroan 2016 (*unaudited*) sebagaimana terlampir (*Lampiran*) kepada Gallant Venture Ltd.
4. Dalam rangka memenuhi prinsip keterbukaan informasi dan perlakuan adil kepada pemegang saham publik, dengan demikian kami juga menyampaikan LKT Perseroan 2016 (*unaudited*) tersebut kepada OJK dan PT Bursa Efek Indonesia.

Dengan demikian informasi yang kami sampaikan kepada Gallant Venture Ltd tersebut dapat pula diketahui oleh pemegang saham publik lainnya pada saat yang bersamaan.

Atas perhatiannya kami sampaikan terima kasih.

Hormat kami,  
PT Indomobil Sukses Internasional Tbk

  
**Alex Sutisna**                      **Evensius Go**  
Direktur                                      Direktur

Lamp.

No. 106/IMSI/CS-051/II/17

27 February 2017

To:

**1. Head of Capital Market Supervisory  
Indonesia Financial Services Authority**

Gedung Sumitro Djohadikusumo  
Jl. Lapangan Banteng Timur No. 2-4  
Jakarta 10710

**2. PT Bursa Efek Indonesia**

IDX Building, Tower I, lantai 6  
Jl. Jend. Sudirman Kav. 52-53  
Jakarta

Subject: **Consolidated Annual Financial Statement (“AFS”) PT Indomobil Sukses  
Internasional Tbk (“the Company”) and Subsidiaries For the Fiscal Year 2016**

---

Dear Sirs,

In accordance with the implementation of the *Good Corporate Governance*, particularly related to the *transparency* and *fairness* principles to the public shareholders, the Board of Directors of the Company considers necessary to submit the subject as follows:

1. Gallant Venture Ltd owns majority shares in the Company, representing 71.49% of issued shares in the Company.
2. As a publicly listed company in Singapore Stock Exchange (“SGX”), in compliance with the listing regulation of SGX, Gallant Venture Ltd is required to consolidate AFS of the Company into AFS Gallant Venture Ltd in order to be reported to SGX.
3. In connection with the above, we had submitted AFS of the Company 2016 (unaudited) as attached ([appendix](#)) to Gallant Venture Ltd.
4. In compliance with the implementation of the transparency principle and fairness to the public shareholder, thus we also submit the Company’s AFS 2016 (unaudited) to OJK and Indonesia Stock Exchange.

Therefore, with the information submitted to Gallant Venture Ltd, it is also available to other public shareholders at the same time.

Thank you for your attention.

Regards,

**PT Indomobil Sukses Internasional Tbk**

**Alex Sutisna**

Director

**Evensius Go**

Director

*encl.*

**PT INDOMOBIL SUKSES INTERNASIONAL Tbk.  
DAN ENTITAS ANAKNYA  
LAPORAN POSISI KEUANGAN  
KONSOLIDASIAN  
Tanggal 31 Desember 2016 (TIDAK DIAUDIT) dan  
31 Desember 2015 (DIAUDIT)  
(Disajikan dalam Rupiah, kecuali dinyatakan lain)**

**PT INDOMOBIL SUKSES INTERNASIONAL Tbk.  
AND ITS SUBSIDIARIES  
CONSOLIDATED STATEMENTS OF  
FINANCIAL POSITION  
As of December 31, 2016 (UNAUDITED) and  
December 31, 2015 (AUDITED)  
(Expressed in Rupiah, unless otherwise stated)**

	31 Desember 2016/ December 31, 2016	31 Desember 2015/ December 31, 2015	
<b>ASET</b>			<b>ASSETS</b>
<b>ASET LANCAR</b>			<b>CURRENT ASSETS</b>
Kas dan setara kas	1,573,570,569,097	1,322,870,114,218	Cash and cash equivalents
Piutang usaha			Accounts receivable
Pihak-pihak berelasi	291,117,206,106	203,310,491,428	Related parties
Pihak ketiga - setelah dikurangi penyisihan kerugian penurunan nilai sebesar Rp44.861.684.557 pada 31 Desember 2016, sebesar Rp47.559.019.046 pada 31 Desember 2015	1,490,609,211,207	1,989,099,549,036	Third parties - net of allowance for impairment losses of Rp44,861,684,557 as of December 31, 2016, Rp47,559,019,046 as of December 31, 2015
Piutang pembiayaan - setelah dikurangi penyisihan kerugian penurunan nilai sebesar Rp45.243.611.234 pada 31 Desember 2016 sebesar Rp64.802.584.221 pada 31 Desember 2015	4,157,910,362,568	4,125,562,162,676	Financing - net of allowance for impairment losses of Rp45,243,611,234 as of December 31, 2016, Rp64,802,584,221 as of December 31, 2015
Piutang lain-lain			Other receivables
Pihak-pihak berelasi	1,496,352,805,455	929,112,777,908	Due from related parties
Pihak ketiga - setelah dikurangi penyisihan atas penurunan nilai piutang lain-lain sebesar Rp2.371.528.908 pada 31 Desember 2016 sebesar Rp1.689.153.833 pada 31 Desember 2015	222,979,001,571	130,675,665,483	Third parties - net of allowance for impairment losses of receivables of Rp2,371,528,908 as of December 31, 2016, Rp1,689,153,833 as of December 31, 2015
Persediaan - setelah dikurangi penyisihan atas keusangan persediaan sebesar Rp19.478.463.151 pada 31 Desember 2016, sebesar Rp6.269.033.494 pada 31 Desember 2015	1,942,737,511,434	2,818,952,958,749	Inventories - net of allowance for inventory obsolescence Rp19,478,463,151 as of December 31, 2016, Rp6,269,033,494 as of December 31, 2015
Aset yang dikuasakan kembali - setelah dikurangi penyisihan kerugian penurunan nilai Rp63.524.066.588 pada tanggal 31 Desember 2016, dan Rp71.647.330.991 pada tanggal 31 Desember 2015	148,222,822,039	171,073,498,764	Foreclosed assets - net of allowance for impairment losses of Rp63,524,066,588 as of December 31, 2016, Rp71,647,330,991 as of December 31, 2015
Uang muka pembelian	62,839,834,666	145,337,611,680	Advance payments
Pajak dibayar dimuka	214,523,982,928	201,831,971,291	Prepaid tax
Biaya dibayar dimuka	130,121,293,962	154,447,812,087	Prepaid expenses
<b>Total Aset Lancar</b>	<b>11,730,984,601,033</b>	<b>12,192,274,613,320</b>	<b>Total Current Assets</b>
<b>ASET TIDAK LANCAR</b>			<b>NON-CURRENT ASSETS</b>
Piutang pembiayaan - setelah penyisihan kerugian penurunan nilai sebesar Rp53.489.341.661 pada 31 Desember 2016 sebesar Rp57.927.054.769 pada 31 Desember 2015	4,745,787,923,596	3,744,342,375,685	Financing - net of allowance for impairment losses of Rp53,489,341,661 as of December 31, 2016, Rp57,927,054,769 as of December 31, 2015

✓

27/2/17


o

Di

**PT INDOMOBIL SUKSES INTERNASIONAL Tbk.  
DAN ENTITAS ANAKNYA  
LAPORAN POSISI KEUANGAN  
KONSOLIDASIAN  
Tanggal 31 Desember 2016 (TIDAK DIAUDIT) dan  
31 Desember 2015 (DIAUDIT)  
(Disajikan dalam Rupiah, kecuali dinyatakan lain)**

**PT INDOMOBIL SUKSES INTERNASIONAL Tbk.  
AND ITS SUBSIDIARIES  
CONSOLIDATED STATEMENTS OF  
FINANCIAL POSITION  
As of December 31, 2016 (UNAUDITED) and  
December 31, 2015 (AUDITED)  
(Expressed in Rupiah, unless otherwise stated)**

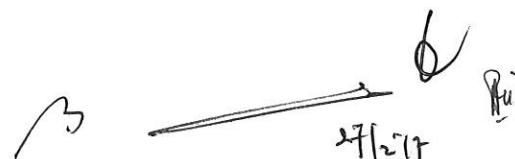
	31 Desember 2016/ December 31, 2016	31 Desember 2015/ December 31, 2015	
Penyertaan saham - setelah dikurangi penyisihan penurunan nilai penyertaan saham sebesar Rp1.170.022.500 pada tanggal 31 Desember 2016 dan 31 Desember 2015	2,621,751,512,245	2,339,589,219,021	<i>Investments in shares of stock - net of allowance for decline in value of investments of Rp1,170,022,500 as of December 31, 2016 and December 31, 2015</i>
Aset tetap - setelah dikurangi akumulasi penyusutan sebesar Rp2.933.591.795.535 pada tanggal 31 Desember 2016, Rp1.990.587.816.548 pada tanggal 31 Desember 2015	3,865,660,734,205	4,593,403,877,461	<i>Fixed assets - net of accumulated depreciation of Rp2,933,591,795,535 as of December 31, 2016, Rp1,990,587,816,548 as of December 31, 2015</i>
Properti investasi	1,779,342,038,288	909,423,469,685	<i>Investment property</i>
Aset pajak tangguhan - neto	324,573,088,887	314,717,259,328	<i>Deferred tax assets - net</i>
Taksiran tagihan pajak penghasilan	281,975,578,872	281,411,166,524	<i>Estimated claims for tax refund</i>
Kas di bank dan deposito berjangka yang dibatasi penggunaannya	2,351,189,727	3,399,245,321	<i>Restricted cash in banks and time deposits</i>
Piutang derivatif - neto	147,170,389,526	315,206,607,955	<i>Derivatives receivable - net</i>
Aset tidak lancar lainnya	176,563,184,009	167,190,005,197	<i>Other non-current assets</i>
Total Aset Tidak Lancar	13,945,175,639,355	12,668,683,226,177	<i>Total Non-Current Assets</i>
<b>TOTAL ASET</b>	<b>25,676,160,240,388</b>	<b>24,860,957,839,497</b>	<b>TOTAL ASSETS</b>
<b>LIABILITAS DAN EKUITAS</b>			
<b>LIABILITAS JANGKA PENDEK</b>			
Utang jangka pendek	6,678,013,585,828	5,766,504,435,415	<i>SHORT-TERM LIABILITIES</i>
Utang			<i>Short-term loans</i>
Usaha			<i>Accounts payable</i>
Pihak ketiga	295,285,106,962	567,389,485,018	<i>Trade</i>
Pihak-pihak berelasi	771,343,203,670	1,119,974,632,886	<i>Third parties</i>
Lain-lain			<i>Related parties</i>
Pihak ketiga	288,919,032,994	415,159,549,963	<i>Others</i>
Pihak-pihak berelasi	235,000,000,000	236,940,400,009	<i>Third parties</i>
Uang muka pelanggan dan penyalur	157,166,974,932	175,529,456,731	<i>Related parties</i>
Utang pajak	82,330,207,234	106,557,682,533	<i>Advances from customers and distributors</i>
Beban akrual	282,458,822,131	258,181,529,562	<i>Taxes payable</i>
Liabilitas imbalan kerja jangka pendek	7,057,786,002	25,982,427,889	<i>Accrued expenses</i>
Pendapatan diterima di muka	11,715,352,604	5,870,051,491	<i>Short-term employees benefit liabilities</i>
Utang derivatif - neto	439,352,890	-	<i>Derivatives payable - net</i>
Utang jangka panjang yang jatuh tempo dalam waktu satu tahun			<i>Current maturities of long-term debts</i>
Utang bank	2,601,338,049,112	3,239,824,535,090	<i>Bank loans</i>
Utang obligasi - neto	1,294,985,748,926	1,092,273,330,348	<i>Bonds payable - net</i>
Sewa pembiayaan	974,462,255	31,213,888,285	<i>Finance lease</i>
<b>Total Liabilitas Jangka Pendek</b>	<b>12,707,027,685,540</b>	<b>13,041,401,405,220</b>	<b>Total Current Liabilities</b>


  
 27/12/17

**PT INDOMOBIL SUKSES INTERNASIONAL Tbk.  
DAN ENTITAS ANAKNYA  
LAPORAN POSISI KEUANGAN  
KONSOLIDASIAN**  
Tanggal 31 Desember 2016 (TIDAK DIAUDIT) dan  
31 Desember 2015 (DIAUDIT)  
(Disajikan dalam Rupiah, kecuali dinyatakan lain)

**PT INDOMOBIL SUKSES INTERNASIONAL Tbk.  
AND ITS SUBSIDIARIES  
CONSOLIDATED STATEMENTS OF  
FINANCIAL POSITION**  
As of December 31, 2016 (UNAUDITED) and  
December 31, 2015 (AUDITED)  
(Expressed in Rupiah, unless otherwise stated)


	31 Desember 2016/ December 31, 2016	31 Desember 2015/ December 31, 2015	
<b>LIABILITAS JANGKA PANJANG</b>			<b>NON-CURRENT LIABILITIES</b>
Utang jangka panjang - setelah dikurangi bagian yang jatuh tempo dalam waktu satu tahun			Long-term debts - net of current maturities
Utang bank	4,282,425,444,280	3,182,290,142,314	Bank loans
Utang obligasi - neto	1,682,936,632,550	1,667,030,229,095	Bonds payable - net
Sewa pembiayaan	1,091,244,874	45,160,273,236	Finance lease
Penyisihan imbalan kerja karyawan	201,837,801,224	164,515,271,471	Provision for employee service entitlements benefits
Pendapatan diterima di muka	14,156,972,538	8,528,407,026	Unearned revenue
Liabilitas pajak tangguhan - neto	74,736,847,925	54,940,254,030	Deferred tax liabilities - net
Utang pihak-pihak berelasi	12,294,435,766	-	Due to related parties
<b>Total Liabilitas Jangka Panjang</b>	<b>6,269,479,379,157</b>	<b>5,122,464,577,172</b>	<b>Total Non-current Liabilities</b>
<b>TOTAL LIABILITAS</b>	<b>18,976,507,064,697</b>	<b>18,163,865,982,392</b>	<b>TOTAL LIABILITIES</b>
<b>EKUITAS</b>			<b>SHAREHOLDERS' EQUITY</b>
<b>Ekuitas yang Dapat Diatribusikan kepada Pemilik Entitas Induk</b>			<b>Equity Attributable to the Equity Holders of the Parent Company</b>
Modal saham			Share capital
Modal dasar - 7.600.000.000 saham dengan nilai nominal Rp250/saham			Authorized - 7,600,000,000 shares par value of Rp250/share
Modal ditempatkan dan disetor penuh - 2.765.278.412 saham	691,319,603,000	691,319,603,000	Issued and fully paid - 2,765,278,412 shares
Tambahan modal disetor	2,875,828,686,127	2,838,919,022,904	Additional paid-in capital
Selisih transaksi perubahan ekuitas Entitas Anak dan dampak transaksi dengan kepentingan non pengendali	(13,172,978,788)	7,493,560,852	Differences arising from changes in equity of subsidiaries and effects of transactions with non controlling interests
Saldo laba			Retained earnings
Ditentukan penggunaannya	17,000,000,000	16,000,000,000	Appropriated
Belum ditentukan penggunaannya	1,537,673,060,074	1,861,974,192,981	Unappropriated
Komponen ekuitas lainnya	516,234,039,165	206,937,561,152	Other component of equity
<b>Sub-total</b>	<b>5,624,882,409,578</b>	<b>5,622,643,940,889</b>	<b>Sub-total</b>
<b>Kepentingan Nonpengendali</b>	<b>1,074,770,766,113</b>	<b>1,074,447,916,216</b>	<b>Non-controlling Interests</b>
<b>Total Ekuitas</b>	<b>6,699,653,175,691</b>	<b>6,697,091,857,105</b>	<b>Total Equity</b>
<b>TOTAL LIABILITAS DAN EKUITAS</b>	<b>25,676,160,240,388</b>	<b>24,860,957,839,497</b>	<b>TOTAL LIABILITIES AND SHAREHOLDERS' EQUITY</b>


  
 27/12/17

PT INDOMOBIL SUKSES INTERNASIONAL Tbk.  
DAN ENTITAS ANAKNYA  
LAPORAN LABA RUGI DAN PENGHASILAN  
KOMPREHENSIF LAIN  
KONSOLIDASIAN  
Untuk Tahun yang Berakhir pada tanggal  
31 Desember 2016 (TIDAK DIAUDIT) dan  
31 Desember 2015 (DIAUDIT)  
(Disajikan dalam Rupiah, kecuali dinyatakan lain)

PT INDOMOBIL SUKSES INTERNASIONAL Tbk.  
AND ITS SUBSIDIARIES  
CONSOLIDATED STATEMENTS OF  
PROFIT OR LOSS AND OTHER  
COMPREHENSIVE INCOME  
For the Year Ended  
December 31, 2016 (UNAUDITED) and  
December 31, 2015 (AUDITED)  
(Expressed in Rupiah, unless otherwise stated)

	Tahun yang Berakhir pada tanggal 31 Desember / The Year Ended December 31,		
	2016	2015	
<b>PENDAPATAN NETO</b>	15,097,569,486,140	18,099,979,783,215	<b>NET REVENUES</b>
<b>BEBAN POKOK PENDAPATAN</b>	12,432,192,828,833	15,352,337,918,614	<b>COST OF REVENUES</b>
<b>LABA KOTOR</b>	<b>2,665,376,657,307</b>	<b>2,747,641,864,601</b>	<b>GROSS PROFIT</b>
Beban penjualan	(1,285,969,175,833)	(1,427,503,024,219)	Selling expenses
Beban umum dan administrasi	(1,266,338,511,835)	(1,221,838,876,911)	General and administrative expenses
Pendapatan operasi lain	583,037,399,120	1,071,172,622,788	Other operating income
Beban operasi lain	(117,735,189,129)	(132,210,840,651)	Other operating expenses
<b>LABA USAHA</b>	<b>578,371,179,630</b>	<b>1,037,261,745,608</b>	<b>OPERATING INCOME</b>
Bagian atas laba (rugi) neto entitas asosiasi - neto	(141,241,144,136)	(178,126,758,008)	Equity in net earnings (losses) of associated companies - net
Pendapatan keuangan	142,203,319,766	107,783,526,736	Finance income
Beban keuangan	(809,675,519,474)	(763,876,361,796)	Finance charges
<b>LABA (RUGI) SEBELUM PAJAK FINAL DAN BEBAN PAJAK PENGHASILAN</b>	<b>(230,342,164,214)</b>	<b>203,042,152,540</b>	<b>INCOME (LOSS) BEFORE FINAL TAX AND INCOME TAX EXPENSE</b>
Pajak Final	(20,943,655,321)	(19,735,296,012)	Final Tax
<b>LABA (RUGI) SEBELUM BEBAN PAJAK PENGHASILAN</b>	<b>(251,285,819,535)</b>	<b>183,306,856,528</b>	<b>INCOME (LOSS) BEFORE INCOME TAX EXPENSE</b>
Beban pajak penghasilan -neto	(68,749,640,902)	(205,796,287,059)	Income tax expense - net
<b>LABA TAHUN BERJALAN</b>	<b>(320,035,460,437)</b>	<b>(22,489,430,531)</b>	<b>INCOME FOR THE YEAR</b>
<b>Penghasilan komprehensif lain:</b>			<b>Other comprehensive income :</b>
Pos-pos yang akan direklasifikasi ke Laba Rugi pada periode mendatang :			Items to be reclassified to Profit or Loss in subsequent periods :
Perubahan neto nilai wajar investasi tersedia untuk dijual	(145,185,221,583)	(122,853,948,000)	Net change in fair value of available-for-sale investment
Selisih kurs penjabaran laporan keuangan dalam mata uang asing	4,613,628,110	97,281,307,973	Foreign exchange difference from translation of financial statements
Perubahan neto nilai wajar instrumen derivatif	(29,067,138,913)	44,173,667,982	Net change in fair value of derivative instruments
Kenaikan nilai wajar properti investasi	515,290,748,627	-	Revaluation increment of investment properties
Pajak penghasilan terkait	(23,368,141,197)	(7,476,500,356)	Related income tax
Pos yang tidak akan direklasifikasi ke Laba Rugi pada periode mendatang :			Item not to be reclassified to Profit or Loss in subsequent periods :
Perubahan neto atas laba/(rugi) aktuarial yang diakui	(17,778,987,634)	3,759,534,414	Net change in recognized actuarial gain/(loss)
Pajak penghasilan terkait	4,444,746,909	(967,949,596)	Related income tax
<b>Penghasilan komprehensif lain</b>	<b>308,949,634,319</b>	<b>13,916,112,417</b>	<b>Other comprehensive income</b>
<b>TOTAL RUGI KOMPREHENSIF TAHUN BERJALAN</b>	<b>(11,085,826,118)</b>	<b>(8,573,318,114)</b>	<b>TOTAL COMPREHENSIVE INCOME FOR THE YEAR</b>


  
 27/12/17

**PT INDOMOBIL SUKSES INTERNASIONAL Tbk.  
DAN ENTITAS ANAKNYA  
LAPORAN LABA RUGI DAN PENGHASILAN  
KOMPREHENSIF LAIN  
KONSOLIDASIAN  
Untuk Tahun yang Berakhir pada tanggal  
31 Desember 2016 (TIDAK DIAUDIT) dan  
31 Desember 2015 (DIAUDIT)  
(Disajikan dalam Rupiah, kecuali dinyatakan lain)**

**PT INDOMOBIL SUKSES INTERNASIONAL Tbk.  
AND ITS SUBSIDIARIES  
CONSOLIDATED STATEMENTS OF  
PROFIT OR LOSS AND OTHER  
COMPREHENSIVE INCOME  
For the Year Ended  
December 31, 2016 (UNAUDITED) and  
December 31, 2015 (AUDITED)  
(Expressed in Rupiah, unless otherwise stated)**

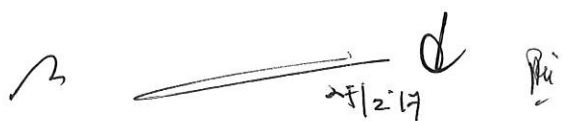
Tahun yang Berakhir pada tanggal 31 Desember / The Year Ended December 31,		
2016	2015	
<b>LABA TAHUN BERJALAN YANG DAPAT DIATRIBUSIKAN KEPADA :</b>		<b>INCOME FOR THE YEAR ATTRIBUTABLE TO :</b>
Pemilik Entitas Induk	(295,648,348,787)	(45,726,385,458) Equity holders of the parent entity
Kepentingan nonpengendali	(24,387,111,650)	23,236,954,927 Non-controlling interests
<b>TOTAL</b>	<b>(320,035,460,437)</b>	<b>TOTAL</b> <b>(22,489,430,531)</b>
<b>TOTAL RUGI KOMPREHENSIF PERIODE BERJALAN YANG DAPAT DIATRIBUSIKAN KEPADA :</b>		<b>TOTAL COMPREHENSIVE LOSS FOR THE PERIOD ATTRIBUTABLE TO :</b>
Pemilik entitas induk	14,635,003,960	(67,004,331,425) Equity holders of the parent entity
Kepentingan nonpengendali	(25,720,830,078)	58,431,013,311 Non-controlling interests
<b>TOTAL</b>	<b>(11,085,826,118)</b>	<b>TOTAL</b> <b>(8,573,318,114)</b>
<b>RUGI PER SAHAM DASAR YANG DAPAT DIATRIBUSIKAN KEPADA PEMILIK ENTITAS INDUK</b>		<b>BASIC LOSS PER SHARE ATTRIBUTABLE TO EQUITY HOLDERS OF THE PARENT ENTITY</b>
	<b>(106.91)</b>	<b>(16.54)</b>


  
 27/12/17

PT INDOMOBIL SUKSES INTERNASIONAL Tbk.  
DAN ENTITAS ANAKNYA  
LAPORAN ARUS KAS KONSOLIDASIAN  
Untuk Tahun yang Berakhir pada Tanggal  
31 Desember 2016 (TIDAK DIAUDIT) dan  
31 Desember 2015 (DIAUDIT)  
(Disajikan dalam Rupiah, kecuali dinyatakan lain)

PT INDOMOBIL SUKSES INTERNASIONAL Tbk.  
AND ITS SUBSIDIARIES  
CONSOLIDATED STATEMENTS OF  
CASH FLOWS  
For the Year Ended  
December 31, 2016 (UNAUDITED) and  
December 31, 2015 (AUDITED)  
(Expressed in Rupiah, unless otherwise stated)

	Tahun yang Berakhir pada tanggal 31 Desember / The Year Ended December 31,		
	2016	2015	
<b>ARUS KAS DARI AKTIVITAS OPERASI</b>			<b>CASH FLOWS FROM OPERATING ACTIVITIES</b>
Penerimaan kas dari pelanggan	20,966,724,535,877	23,389,402,495,441	Cash receipts from customers
Pembayaran kas kepada pemasok	(17,082,082,749,618)	(18,985,607,584,452)	Cash payments to suppliers
Pembayaran beban usaha	(1,272,945,452,160)	(1,511,440,023,216)	Payments of operating expenses
Pembayaran beban gaji	(935,804,571,770)	(1,048,741,680,266)	Payment of salaries
Pembayaran beban bunga dan beban keuangan lainnya	(1,465,911,676,544)	(1,206,549,179,201)	Payments of interest and other financing charges
Pembayaran pajak	(643,295,723,870)	(664,780,085,295)	Payments of taxes
Penerimaan lain-lain - neto	552,162,036,455	821,088,492,534	Other receipts - net
<b>Kas neto diperoleh dari (digunakan untuk) aktivitas operasi</b>	<b>118,846,398,370</b>	<b>793,372,435,545</b>	<b>Net cash provided by (used in) operating activities</b>
<b>ARUS KAS DARI AKTIVITAS INVESTASI</b>			<b>CASH FLOWS FROM INVESTING ACTIVITIES</b>
Pembelian aset tetap	(830,640,317,073)	(873,805,816,300)	Acquisition of fixed assets
Penambahan penyertaan saham	(577,441,041,113)	(155,154,320,000)	Addition in investment in shares of stock
Penerimaan dari penjualan aset tetap	44,175,484,558	81,621,054,132	Proceeds from sale of fixed assets
Penerimaan dividen dari entitas asosiasi	20,238,927,097	28,587,474,181	Dividends received from associated companies
Penerimaan dari penjualan penyertaan saham	17,960,387	214,383,060,000	Proceeds from divestment of investments in shares of stock
Penempatan kas di bank dan deposito berjangka yang dibatasi penggunaannya	(36,196,468,050)	(269,252,989,101)	Placement for restricted cash in banks and time deposits
<b>Kas neto digunakan untuk aktivitas investasi</b>	<b>(1,379,845,454,194)</b>	<b>(973,621,537,088)</b>	<b>Net cash used in investing activities</b>
<b>ARUS KAS DARI AKTIVITAS PENDANAAN</b>			<b>CASH FLOWS FROM FINANCING ACTIVITIES</b>
Penerimaan dari utang jangka pendek	9,320,382,604,306	8,924,734,920,518	Proceeds from short-term loans availments
Penerimaan dari utang jangka panjang	9,994,892,307,819	13,421,868,736,810	Proceeds from long-term debts availments
Penerimaan dari penerbitan obligasi / saham	1,500,000,000,000	1,090,000,000,000	Proceeds from issuance of bonds / shares
Pembayaran utang jangka pendek	(9,017,531,206,426)	(9,215,758,829,791)	Payments of short-term loans
Pembayaran utang jangka panjang	(8,877,011,563,672)	(12,131,815,064,605)	Payments of long-term debts
Pembayaran untuk sumber pendanaan lainnya	(452,274,405,585)	(447,312,204,433)	Payments of other financing activities
Penerimaan dari sumber pendanaan lainnya	338,488,764,400	44,512,549,048	Proceeds from other financing activities
Penerimaan penambahan modal saham dari kepentingan nonpengendali	61,600,695,000	12,253,165,197	Proceeds from additional capital stock contribution of non-controlling interests
Pembayaran dividen	(56,377,467,848)	(43,393,125,099)	Payments of dividends
Pembayaran obligasi	(1,284,500,000,000)	(1,286,000,000,000)	Payments of bonds
<b>Kas neto diperoleh dari aktivitas pendanaan</b>	<b>1,527,669,727,994</b>	<b>369,090,147,645</b>	<b>Net cash provided by financing activities</b>
<b>KENAIKAN (PENURUNAN) NETO KAS DAN SETARA KAS</b>	<b>266,670,672,170</b>	<b>188,841,046,102</b>	<b>NET INCREASE (DECREASE) IN CASH AND CASH EQUIVALENTS</b>
<b>KAS DAN SETARA KAS AWAL TAHUN</b>	<b>1,322,870,114,218</b>	<b>1,134,230,117,524</b>	<b>CASH AND CASH EQUIVALENTS AT BEGINNING OF YEAR</b>
Dampak neto perubahan nilai tukar atas kas dan setara kas	(15,970,217,291)	(201,049,408)	Net effect of changes in exchange rate on cash and cash equivalents
<b>KAS DAN SETARA KAS AKHIR TAHUN</b>	<b>1,573,570,569,097</b>	<b>1,322,870,114,218</b>	<b>CASH AND CASH EQUIVALENTS AT END OF YEAR</b>


  
 21/12/17



PT INDOMOBIL SUKSES INTERNASIONAL Tbk.DAN ENTITAS ANAKNYA  
 LAPORAN PERUBAHAN EKUITAS KONSOLIDASIAN  
 Untuk Tahun yang Berakhir pada tanggal  
 31 Desember 2016 (TIDAK DIAUDIT) dan  
 31 Desember 2015 (DIAUDIT)  
 (Disajikan dalam Rupiah, kecuali dinyatakan lain)

PT INDOMOBIL SUKSES INTERNASIONAL Tbk.AND ITS SUBSIDIARIES  
 CONSOLIDATED STATEMENTS OF CHANGES IN EQUITY  
 For the Year Ended  
 December 31, 2016 (UNAUDITED) and  
 December 31, 2015 (AUDITED)  
 (Expressed in Rupiah, unless otherwise stated)

Ekuitas yang dapat diatribusikan kepada pemilik entitas induk/  
 Equity attributable to equity holders of the parent entity

	Modal Ditempatkan dan Disetor Penuh/ Issued and Fully Paid Capital	Tambahkan Modal Disetor/ Additional Paid-in Capital	Dampak Transaksi Dengan Kepentingan Nonpengendali/ Effects of Transactions with Non-controlling Interest	Saldo Laba / Retained Earnings		Selisih Kurs Penjabaran Laporan Keuangan dalam Mata Uang Asing/ Exchange Difference Due to Translation of Financial Statement in Foreign Currency	Perubahan Neto Nilai Wajar Untuk Dijual/ Net Change in Fair Value of Available-for Sale Investment	Komponen Ekuitas Lainnya/ Other Component of Equity			Jumlah/ Total	Kepentingan Nonpengendali/ Company Non-controlling Interests	Total Ekuitas/ Total Equity	
				Ditentukan Penggunaannya/ Appropriated	Belum Ditentukan Penggunaannya/ Unappropriated			Perubahan Neto Nilai Wajar Instrumen Derivatif - Neto Setelah Pajak/ Net Change in Fair Value of Derivative Instruments -net of Tax	Perubahan Neto Atas Laba/(Rugi) Aktuarial yang Diakui/ Net Change in Recognized Actuarial Gain/(Loss)	Kenaikan Nilai Wajar Properti Investasi/ Revaluation Increment of Investment Properties				
Saldo 31 Desember 2014	691,319,603,000	2,838,923,006,243	15,374,225,253	15,000,000,000	1,936,353,362,559	223,709,086,886	(37,210,585,322)	46,180,337,255	(4,457,936,848)	-	5,725,191,099,026	994,632,509,369	6,719,823,608,395	Balance as of December 31, 2014
Dampak transaksi dengan kepentingan nonpengendali	-	-	(7,880,664,401)	-	-	-	-	-	-	-	(7,880,664,401)	(4,959,335,701)	(12,840,000,102)	Effect arising from transaction with non-controlling interests
Selisih nilai transaksi restrukturisasi entitas sepengendali neto	-	(3,983,339)	-	-	-	-	-	-	-	-	(3,983,339)	-	(3,983,339)	Differences arising from restructuring transactions among entities under common control - net
Laba/(rugi) komprehensif lainnya	-	-	-	-	-	64,575,453,884	(122,236,187,605)	44,173,142,518	(7,795,749,616)	-	(21,283,340,819)	35,194,058,384	13,910,717,565	Other comprehensive income/(loss)
Penambahan kepentingan nonpengendali	-	-	-	-	-	-	-	-	-	-	-	43,893,758,237	43,893,758,237	Addition to non-controlling interests
Pembagian dividen kepada pemegang saham	-	-	-	-	(27,652,784,120)	-	-	-	-	-	(27,652,784,120)	(17,550,029,000)	(45,202,813,120)	Dividend paid to shareholders
Pencadangan saldo laba untuk cadangan umum	-	-	-	1,000,000,000	(1,000,000,000)	-	-	-	-	-	-	-	-	Appropriation for general reserve
Laba (rugi) tahun berjalan	-	-	-	-	(45,726,385,458)	-	-	-	-	-	(45,726,385,458)	23,236,954,927	(22,489,430,531)	Net income (loss) for the year
<b>Saldo 31 Desember 2015</b>	<b>691,319,603,000</b>	<b>2,838,919,022,904</b>	<b>7,493,560,852</b>	<b>16,000,000,000</b>	<b>1,861,974,192,981</b>	<b>288,284,540,770</b>	<b>(159,446,772,927)</b>	<b>90,353,479,773</b>	<b>(12,253,686,464)</b>	<b>-</b>	<b>5,622,643,940,889</b>	<b>1,074,447,916,216</b>	<b>6,697,091,857,105</b>	<b>Balance as of December 31, 2015</b>
Saldo 31 Desember 2015	691,319,603,000	2,838,919,022,904	7,493,560,852	16,000,000,000	1,861,974,192,981	288,284,540,770	(159,446,772,927)	90,353,479,773	(12,253,686,464)	-	5,622,643,940,889	1,074,447,916,216	6,697,091,857,105	Balance as of December 31, 2015
Dampak transaksi dengan kepentingan nonpengendali	-	-	(20,666,539,640)	-	-	-	-	-	-	-	(20,666,539,640)	(25,306,054,042)	(45,972,593,682)	Effect arising from transaction with non-controlling interests
Selisih nilai transaksi restrukturisasi entitas sepengendali neto	-	36,909,663,223	-	-	-	-	-	-	-	-	36,909,663,223	10,016,677,648	46,926,340,871	Differences arising from restructuring transactions among entities under common control - net
Laba/(rugi) komprehensif lainnya	-	-	-	-	-	(114,503,549,083)	(144,469,535,458)	(27,072,881,696)	106,498,889,615	488,843,554,635	309,296,478,013	(1,333,718,428)	307,962,759,585	Other comprehensive income/(loss)
Pengurangan kepentingan nonpengendali	-	-	-	-	-	-	-	-	-	-	-	28,185,366,027	28,185,366,027	Deduction of non-controlling interests
Penambahan kepentingan nonpengendali	-	-	-	-	-	-	-	-	-	-	-	44,682,190,342	44,682,190,342	Addition to non-controlling interests
Pembagian dividen kepada pemegang saham	-	-	-	-	(27,652,784,120)	-	-	-	-	-	(27,652,784,120)	(31,534,500,000)	(59,187,284,120)	Dividend paid to shareholders
Pencadangan saldo laba untuk cadangan umum	-	-	-	1,000,000,000	(1,000,000,000)	-	-	-	-	-	-	-	-	Appropriation for general reserve
Laba (rugi) tahun berjalan	-	-	-	-	(295,648,348,787)	-	-	-	-	-	(295,648,348,787)	(24,387,111,650)	(320,035,460,437)	Net income (loss) for the year
<b>Saldo 31 Desember 2016</b>	<b>691,319,603,000</b>	<b>2,875,828,686,127</b>	<b>(13,172,978,788)</b>	<b>17,000,000,000</b>	<b>1,537,673,060,074</b>	<b>173,780,991,687</b>	<b>(303,916,308,385)</b>	<b>63,280,598,077</b>	<b>94,245,203,151</b>	<b>488,843,554,635</b>	<b>5,624,882,409,578</b>	<b>1,074,770,766,113</b>	<b>6,699,653,175,691</b>	<b>Balance as of December 31, 2016</b>

Handwritten signature and date: 27/12/17